

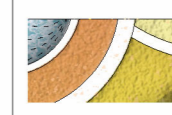







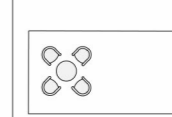


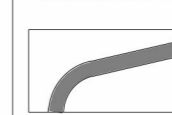







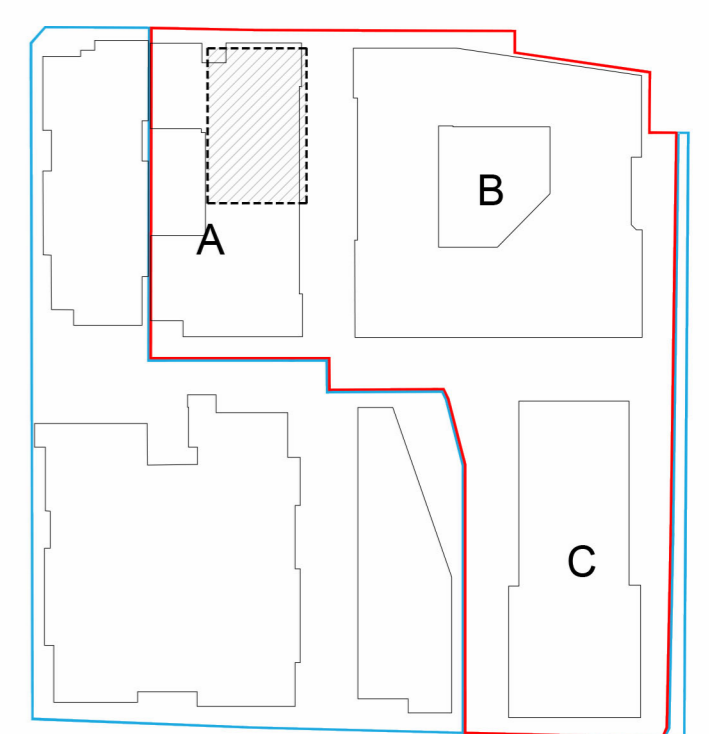


DISCLAIMER
 1. This drawing is the property of Cameo & Partners Ltd.
 2. It must not be copied or reproduced without written consent.
 3. Do not scale from this drawing.
 4. Check all dimensions on site before setting out.

PROPOSED HARD LANDSCAPE

-  **Paving Type 1:** Buff Coloured Granite Slabs
 Size: 100x200, 200x400, 400x600, depth 80mm.
 Colour: 3 shades of light buff.
 Supplier: Stonepave or Similar Approved
-  **Paving Type 3:** Buff Coloured Granite Setts
 Size: 100x200, depth 80mm.
 Colour: 3 shades of light buff.
 Supplier: Stonepave or Similar Approved
-  **Paving Type 6:** Wet Pour Safety Surface
 Colour: 4 shades of yellow and orange.
 Supplier: Soft Surfaces or Similar Approved
-  **Paving Type 15:** Slate chipping
 Size: 20-30mm
 Supplier: Kilsaran or Similar Approved/TBC
-  **Paving Type 16:** Concrete Stepping Stones
 Size: 700x300x50mm
 Supplier: Kilsaran or Similar Approved
-  **Edge Type 2:** High Performance Concrete Edges and Walls
 Height: various. Colour: White with etched surface.
 Supplier: Cassidy Brothers or Similar Approved
-  **Edge Type 4:** Metal Planter Edge
 Height/Colour: 500mm / To match architectural metalwork.
 Supplier: OMOS or Similar Approved
-  **Edge Type 5:** Aluminium Edge
 Height: 100mm. Width: 5mm/100mm
 Supplier: EverEdge or Similar Approved
-  **Furniture Type 8:** Bespoke Metal Trellis System
 Powder coated metal tubes with tension wires as a plant support for climber plants.
 Colour to match architectural metalwork.
 Supplier: Jakob Systems or Similar Approved
-  **Furniture Type 9:** Natural Play Equipment
 Stepping logs and beams with a smooth finish.
 Supplier: Natureplay Ireland or Similar Approved
-  **Furniture Type 10:** Table with chairs. Notional only.
 Client to confirm preferred product.
-  **Floor finish level / Level proposed**
-  **Water Feature**
 Bespoke water feature with to be developed with water feature specialist.
-  **Bespoke metal structure**
-  **Proposed Mature Tree**
 Size/Colour: 35-40cm girth, RB, 2m clear stem.
 Product: Refer to Planting Schedule
 Supplier: Van den Berk/Tully Nurseries or Similar Approved
-  **Proposed Semi-Mature Multi-stem Tree**
 Product: Refer to Planting Schedule
 Supplier: Van den Berk/Tully Nurseries or Similar Approved
-  **Proposed Shrub Planting**
 Product: Refer to Planting Schedule
 Supplier: Tully Nurseries or Similar Approved
-  **Proposed Herbaceous Planting**
 Product: Refer to Planting Schedule
 Supplier: Tully Nurseries or Similar Approved
-  **Proposed Green Wall**
 Supplier: ANS Global or Similar Approved

Location Plan



rev	details	by	date
01	Issued for planning	MM	05.11.20



Project
Project Waterfront South, Dublin

Drawing
**Landscape Illustrative Plan Level 14
 Block A - Playground Terrace**

Scale	Date	Checked By	Drawn By
1:100@A1	17.04.20		MM
Drawing No.			Revision
C0096 L1114 SHD BA			01
Purpose of Issue:			
P = design information / P = planning / T = tender / C = construction / B = as built			
Drawing sheet size - A1			